

1445976-6 ✓ ACTIVE

AMPMODU | AMPMODU MICRO

TE Internal #: 1445976-6

PCB Connector Strain Relief, Strain Relief, Hermaphroditic, LCP (Liquid Crystal Polymer), UL 94V-0, Beige, Wire-to-Board, 14 Position, AMPMODU MICRO

[View on TE.com >](#)



Connectors > PCB Connectors > PCB Connector Accessories > Protection & Strain Relief > PCB Connector Strain Relief



Protection & Strain Relief Accessory Type: **Strain Relief**

Strain Relief Type: **Hermaphroditic**

Primary Product Material: **LCP (Liquid Crystal Polymer)**

UL Flammability Rating: **UL 94V-0**

Primary Product Color: **Beige**

Features

Product Type Features

Protection & Strain Relief Accessory Type	Strain Relief
Connector System	Wire-to-Board
Sealable	No
Connector & Contact Terminates To	Wire & Cable

Configuration Features

Number of Positions	14
---------------------	----

Body Features

Strain Relief Type	Hermaphroditic
Primary Product Material	LCP (Liquid Crystal Polymer)
Primary Product Color	Beige

Contact Features

Contact Current Rating (Max)	1 A
------------------------------	-----

Mechanical Attachment

Connector Mounting Type	Board Mount
-------------------------	-------------

Usage Conditions

Operating Temperature Range	-55 – 85 °C[-65 – 185 °F]
-----------------------------	---------------------------

Operation/Application

--	--



Circuit Application	Signal
---------------------	--------

Industry Standards

UL Flammability Rating	UL 94V-0
------------------------	----------

Product Compliance

[For compliance documentation, visit the product page on TE.com>](#)

EU RoHS Directive 2011/65/EU	Compliant
EU ELV Directive 2000/53/EC	Compliant
China RoHS 2 Directive MIIT Order No 32, 2016	No Restricted Materials Above Threshold
EU REACH Regulation (EC) No. 1907/2006	Current ECHA Candidate List: JUNE 2022 (224) Candidate List Declared Against: JUNE 2022 (224) Does not contain REACH SVHC
Halogen Content	Low Halogen - Br, Cl, F, I < 900 ppm per homogenous material. Also BFR/CFR/PVC Free
Solder Process Capability	Not applicable for solder process capability


Product Compliance Disclaimer

This information is provided based on reasonable inquiry of our suppliers and represents our current actual knowledge based on the information they provided. This information is subject to change. The part numbers that TE has identified as EU RoHS compliant have a maximum concentration of 0.1% by weight in homogenous materials for lead, hexavalent chromium, mercury, PBB, PBDE, DBP, BBP, DEHP, DIBP, and 0.01% for cadmium, or qualify for an exemption to these limits as defined in the Annexes of Directive 2011/65/EU (RoHS2). Finished electrical and electronic equipment products will be CE marked as required by Directive 2011/65/EU. Components may not be CE marked. Additionally, the part numbers that TE has identified as EU ELV compliant have a maximum concentration of 0.1% by weight in homogenous materials for lead, hexavalent chromium, and mercury, and 0.01% for cadmium, or qualify for an exemption to these limits as defined in the Annexes of Directive 2000/53/EC (ELV). Regarding the REACH Regulation, the information TE provides on SVHC in articles for this part number is based on the latest European Chemicals Agency (ECHA) 'Guidance on requirements for substances in articles' posted at this URL: <https://echa.europa.eu/guidance-documents/guidance-on-reach>


Compatible Parts




Also in the Series | AMPMODU MICRO



PCB Connector Strain Relief(2)



PCB Headers & Receptacles(23)

Wire-to-Board Connector Assemblies
& Housings(15)

Wire-to-Board Connector Contacts(3)

Documents

Product Drawings

STRAIN RELIEF, 14 POS.

English

CAD Files

3D PDF

English

Customer View Model

[ENG_CVM_1445976-6_O.2d_dxf.zip](#)

English

Customer View Model

[ENG_CVM_1445976-6_O.3d_igs.zip](#)

English

Customer View Model

[ENG_CVM_1445976-6_O.3d_stp.zip](#)

English

By downloading the CAD file I accept and agree to the [Terms and Conditions](#) of use.

Product Specifications

Application Specification

English